



Optical fork sensors

1 Functions and features

The optical fork sensors detect objects and materials without contact and indicate their presence by a switching signal.

2 Safety instructions

According to the cULus approval

Caution - Use of controls or adjustments or procedures other than those specified herein may result in hazardous radiation exposure.




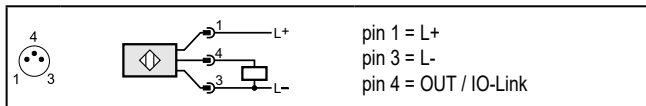
Visible laser light; CLASS 1 LASER PRODUCT.

EN/IEC 60825-1 : 2007 and EN/IEC 60825-1 : 2014

Complies with 21 CFR 1040 except for deviations pursuant to Laser Notice No. 50, dated June 2007

3 Electrical connection

DC PNP

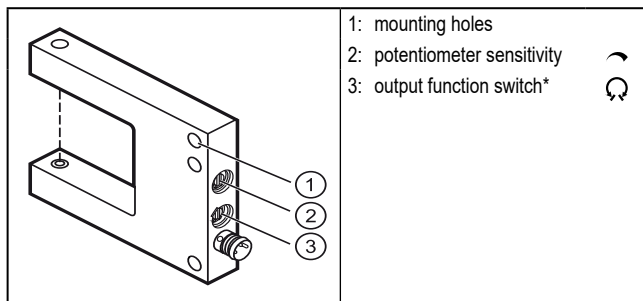




The following information is valid, if an UL Listingmark is applied on the product:

- ▶ For use in NFPA 79 applications only. Adapters providing field wiring means are available from the manufacturer. Refer to manufacturers information.
- ▶ The device shall be supplied from a class 2 rated power supply.

4 Operating and display elements



5 Technical data

Electrical design	DC PNP
Output	* light-on/dark-on mode selectable
Operating voltage [V]	10...30 V DC
Current rating [mA]	100
Current consumption [mA]	< 30
Operating temperature [°C]	-25...60
Protection	IP 67, III

Pobrano z: <https://automatyka-sklep.eu/czujnik-widelcowy-ifm-electronic10-30vdc-pnpnpn-opu701>